

Patch panels - PP-RJ-SCC - 2703018

Please be informed that the data shown in this PDF Document is generated from our Online Catalog. Please find the complete data in the user's documentation. Our General Terms of Use for Downloads are valid (<http://phoenixcontact.com/download>)




Patch panel, RJ45 socket on Push-in terminal blocks, 10/100/1000 Mbps, DIN rail mounting, IP20, shield contacting with strain relief

Your advantages

- ✓ Extended temperature range of -40°C to +75°C
- ✓ Fast connection of the field cable
- ✓ Wiring space covered with front panel cover
- ✓ Tool-free shield contacting with strain relief
- ✓ 10/100/1000 Mbps
- ✓ Shipbuilding approval in accordance with DNV GL



Key Commercial Data

Packing unit	1 pc
GTIN	 4 0 5 5 6 2 6 4 6 2 8 8 2
GTIN	4055626462882

Technical data

Dimensions

Caption	Compact housing
Width	23.8 mm
Height	101.3 mm
Depth	50 mm

Ambient conditions

Ambient temperature (operation)	-40 °C ... 75 °C
Ambient temperature (storage/transport)	-40 °C ... 85 °C
Permissible humidity (operation)	10 % ... 95 % (non-condensing)
Altitude	≤ 5000 m (For restrictions, see the manufacturer's declaration for altitude operation)

Patch panels - PP-RJ-SCC - 2703018

Technical data

Ambient conditions

	≤ 2000 m (Restrictions for ATEX applications)
Degree of protection	IP20 (Manufacturer's declaration)

General

Net weight	105 g
Housing material	Plastic
Color	gray
MTTF	105699 Years
Degree of pollution	2
Overvoltage category	II

Serial interface

Interface 1	Ethernet interface, 10/100/1000Base-T(X) according to IEEE 802.3u
Connection method	Push-in connection
Transmission length	100 m (including patch cables)
Conductor cross section solid min.	0.2 mm ²
Conductor cross section solid max.	1.5 mm ²
Conductor cross section flexible min.	0.2 mm ²
Conductor cross section flexible max.	1.5 mm ²
Conductor cross section AWG min.	26
Conductor cross section AWG max.	16
Conductor cross section flexible, with ferrule without plastic sleeve	0.25 mm ² ... 1.5 mm ² (only together with CRIMPFOX 6)
Conductor cross section, flexible, with ferrule, with plastic sleeve	0.25 mm ² ... 1.5 mm ² (only together with CRIMPFOX 6)
Stripping length	8 mm
Pin assignment	1:1
Serial transmission speed	10/100/1000 Mbps
Output nominal voltage	< 60 V (ATEX approval)
	< 57 V DC (With UL approval)
Maximum output current	725 mA (Per channel)
Maximum output power	60 W
Interface 2	Ethernet interface, 10/100/1000Base-T(X) according to IEEE 802.3u
Connection method	RJ45 CAT5e

Conformance/approvals

Designation	CE
Identification	CE-compliant
Designation	ATEX
Identification	# II 3 G Ex nA IIC Gc U
Additional text	Please follow the special installation instructions in the documentation!
Designation	UL, USA
Certificate	UL 60079-0 Ed. 6 / UL 60079-15 Ed. 4
Designation	UL, Canada

Patch panels - PP-RJ-SCC - 2703018

Technical data

Conformance/approvals

Certificate	CSA 22.2 No. 60079-0 Ed. 3 / CSA 22.2 No. 60079-15:16
Designation	Corrosive gas test
Identification	ISA-S71.04-1985 G3 Harsh Group A
Designation	Shipbuilding
Identification	DNV GL
Temperature	D
Humidity	B
Vibration	B
EMC	B

Standards and Regulations

Type of test	Vibration resistance in acc. with EN 60068-2-6/IEC 60068-2-6
Test result	10 Hz ... 57 Hz, amplitude ± 3.5 mm, 57 Hz ... 150 Hz, 5g
Type of test	Shock in acc. with EN 60068-2-27/IEC 60068-2-27
Test result	30g for 11 ms, three shocks in each spatial direction
Type of test	Continuous shock according to EN 60068-2-27/IEC 60068-2-27
Test result	10g for 16 ms, 1000 shocks in each spatial direction
Rated insulation voltage	85 V DC

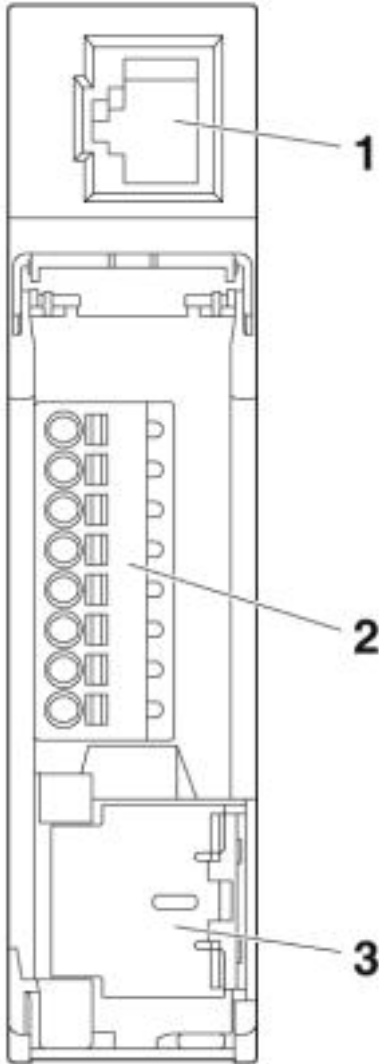
Environmental Product Compliance

China RoHS	Environmentally friendly use period: unlimited = EFUP-e
	No hazardous substances above threshold values

Drawings

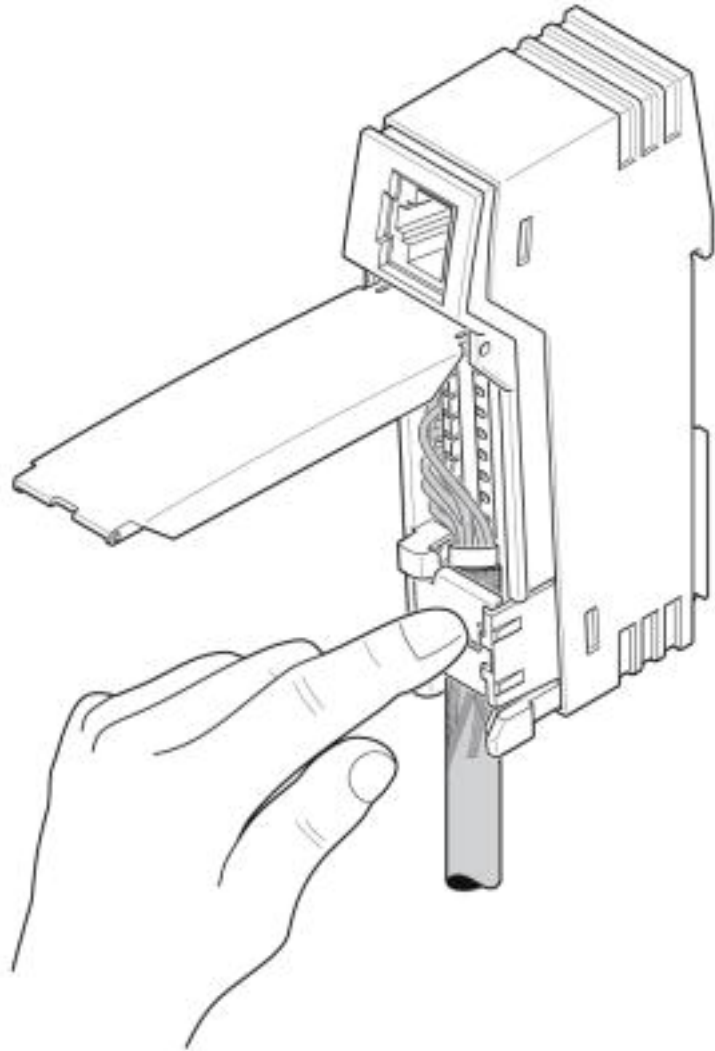
Patch panels - PP-RJ-SCC - 2703018

Schematic diagram



Front view

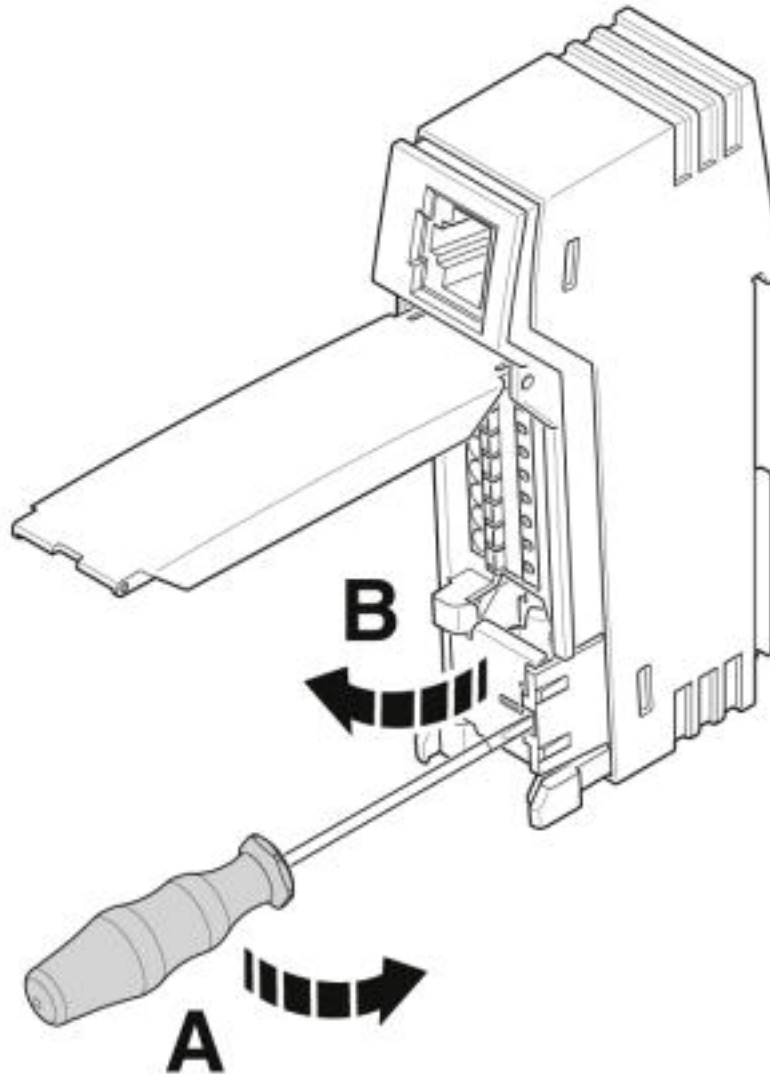
Schematic diagram



Close shield contact spring

Patch panels - PP-RJ-SCC - 2703018

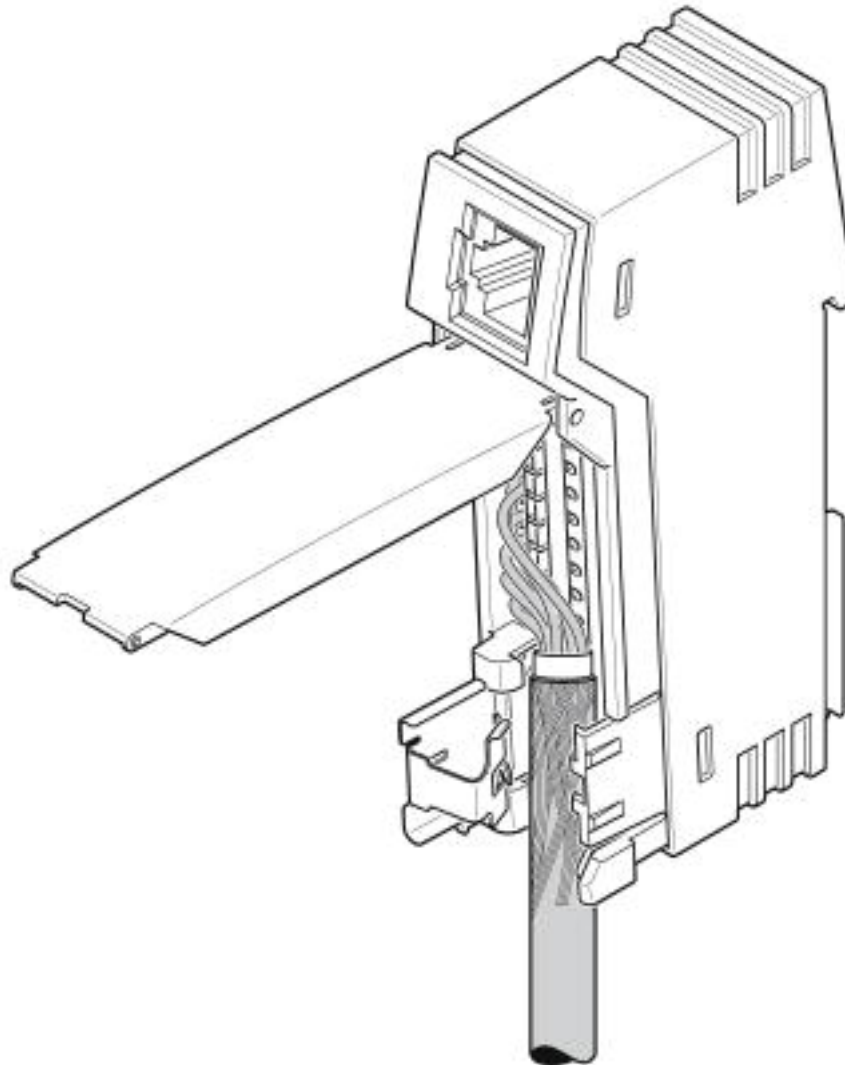
Schematic diagram



Open shield contact spring

Patch panels - PP-RJ-SCC - 2703018

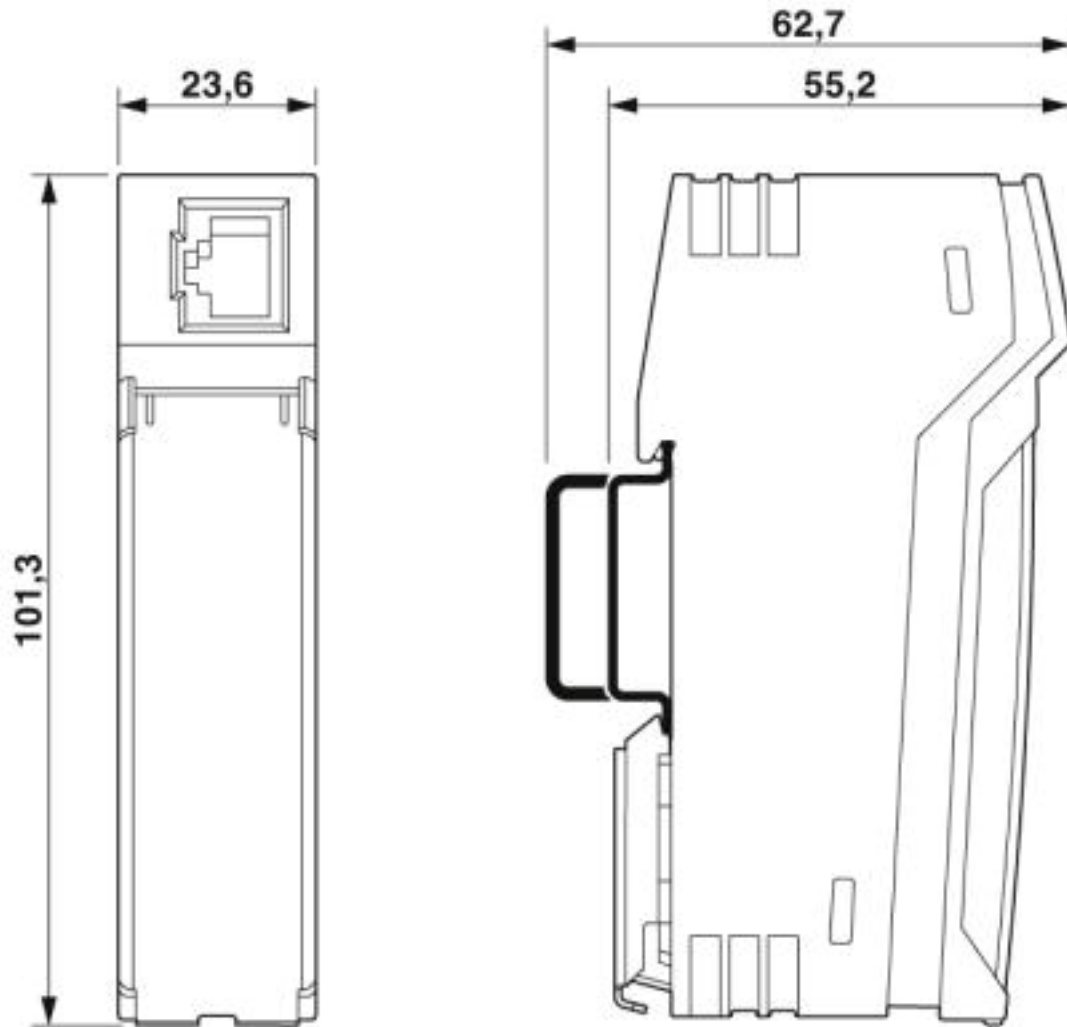
Schematic diagram



Inserting the cable

Patch panels - PP-RJ-SCC - 2703018

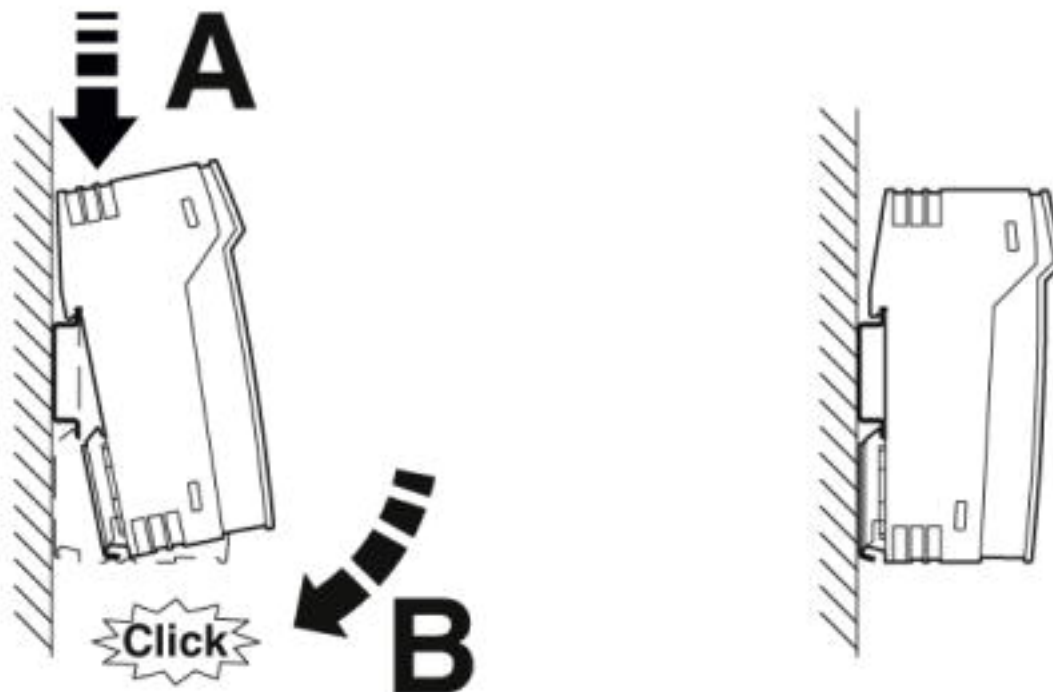
Dimensional drawing



Compact housing

Patch panels - PP-RJ-SCC - 2703018

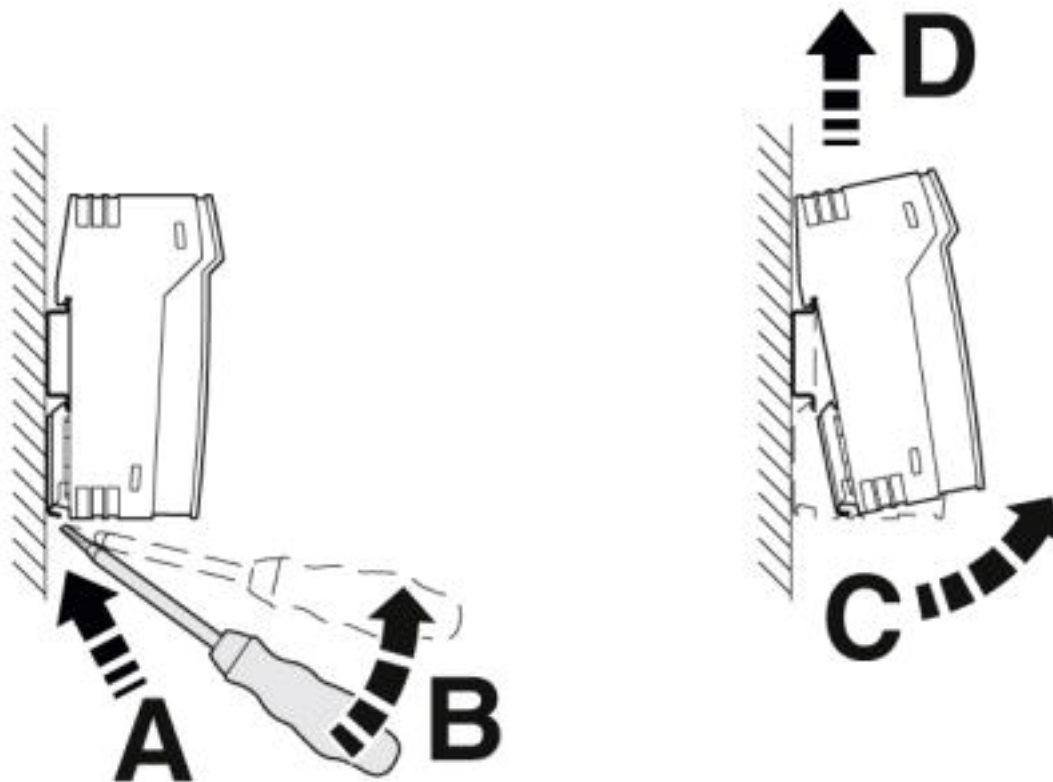
Schematic diagram



Mounting on a DIN rail

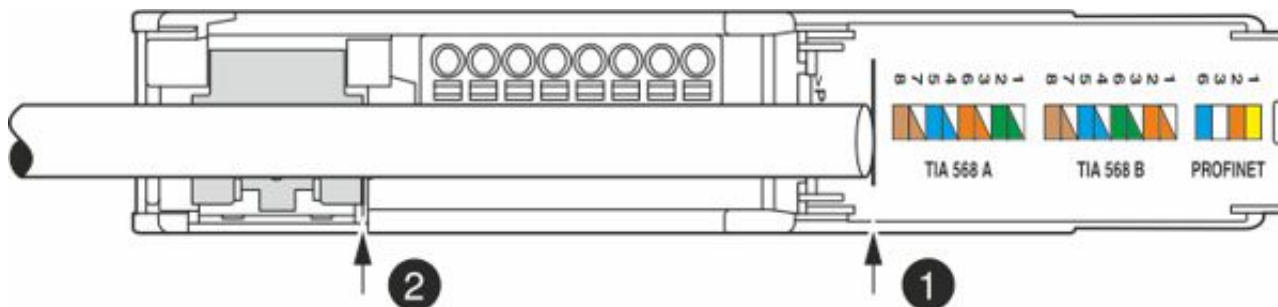
Patch panels - PP-RJ-SCC - 2703018

Schematic diagram



Removal

Schematic diagram



Stripping length

Approvals

Approvals

Patch panels - PP-RJ-SCC - 2703018

Approvals

Approvals

UL Listed / cUL Listed / DNV GL / cULus Listed

Ex Approvals

UL Listed / cUL Listed / ATEX / cULus Listed

Approval details

UL Listed		http://database.ul.com/cgi-bin/XYV/template/LISEXT/1FRAME/index.htm	FILE E 238705
-----------	--	-------------------------------------------------------------------------------------------------------------------------------------------------------	---------------

cUL Listed		http://database.ul.com/cgi-bin/XYV/template/LISEXT/1FRAME/index.htm	FILE E 238705
------------	--	-------------------------------------------------------------------------------------------------------------------------------------------------------	---------------

DNV GL		https://approvalfinder.dnvgl.com/	TAA00001KR
--------	--	-----------------------------------------------------------------------------------	------------

cULus Listed			
--------------	--	--	--

Phoenix Contact 2019 © - all rights reserved
<http://www.phoenixcontact.com>

PHOENIX CONTACT GmbH & Co. KG
Flachsmarktstr. 8
32825 Blomberg
Germany
Tel. +49 5235 300
Fax +49 5235 3 41200
<http://www.phoenixcontact.com>