

## RJ45 field plug pro 360

AWG 26/1 - 22/1, AWG 27/7 - 22/7

130E405042-E 10G C6<sub>A</sub>


130G405042-E 25G

130H405042-E 40G

**de** Montagehinweis für den Installateur

**en** Mounting note for the installer

**fr** Notice d'installation pour l'installateur



### **i** HINWEIS / NOTE / AVIS

#### Anschlussfehler vermeiden!

Vor dem Anschluss Montageanleitung sorgfältig lesen!

#### Avoid connection errors!

Read installation instructions carefully before connecting!

#### Éviter des erreurs de raccordement !

A lire attentivement avant de procéder au raccordement !

de





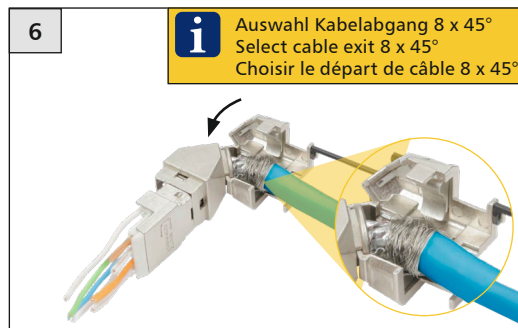

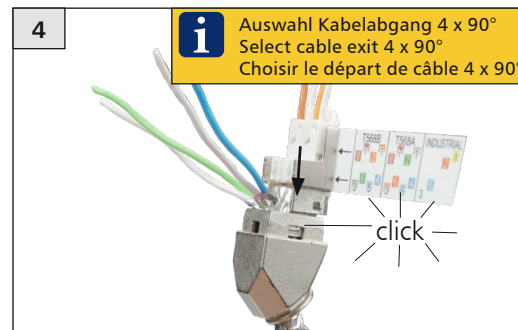


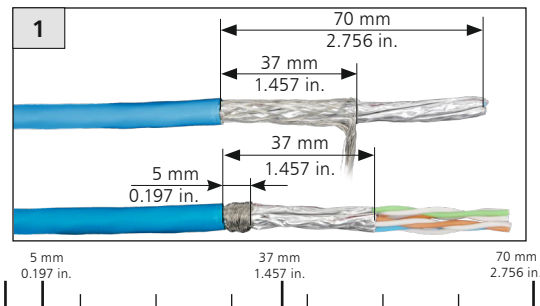
en








fr



| Anschlussbelegung / PIN assignments<br>Affectation des fils aux contacts |       |       |                     |
|--|-------|-------|---------------------|
| PIN Nr. / No. contact no.  | T568A | T568B | Industrial Profinet |
| 1  | WH-GN | WH-OG | YE                  |
| 2  | GN    | OG    | OG                  |
| 3  | WH-OG | WH-GN | WH                  |
| 4  | BU    | BU    | -                   |
| 5  | WH-BU | WH-BU | -                   |
| 6  | OG    | GN    | BU                  |
| 7  | WH-BN | WH-BN | -                   |
| 8  | BN    | BN    | -                   |





Demontage / Disassembly / Démontage

